

MARK




PISTON COMPRESSOR

From 6 litres 2 HP To 500 litres 10 HP

T E C H N O L O G Y Y O U C A N T R U S T

T O P P T R Y K L U F T A / S
A Long History of Quality Products

YESTERDAY



TODAY



Mark sets the highest standard of quality and reliability:

- State of the art design
- EC directive compliance
- Environment care



Quality DESIGN

Our wide oil lubricated piston range will satisfy most of the applications with extended offer.

Aluminium range:

- BLUEWIND direct and belt driven from 8 up to 9 bar.
- BLUEWIND PRO direct range from 8 up to 10 bar.

Aluminum range with cast iron cylinders:

- STORMY PRO belt driven range 11 bar.
- STORMY PRO belt driven range 15 bar.
- FONOSTOP floor mounted silenced range.
- STORMY SILENT PRO silenced range available as floor, tank mounted with or without dryer.

Bluewind

BLUEWIND range has been developed to ensure quality, reliability and efficiency for semi professional applications requiring standard duty and occasional use of compressed air. Portable or mobile, they can easily fit in a car and will give full satisfaction to hobbyists, craftsmen and artisans.

Coaxial 8 bar



These 2 HP models have a maximum outlet pressure of 8 bar, are available in three tank sizes and include the following features:

- ON/OFF pressure switch
- Pressure reducer
- Carrying handle (6 litres) and wheels (24 and 50 litres).

TECHNICAL DATA														
TYPE														
			litre	bar	psi	l/min	cfm	HP			kW	rpm	V/Hz/Ph	
6DP2	1 FC 2	6	8	116	222	7,8	2	1,5	2850	230/50/1	440	460	450	20
25DC2	1 FC 2	24	8	116	222	7,8	2	1,5	2850	230/50/1	585	280	580	24
50DC2	1 FC 2	50	8	116	222	7,8	2	1,5	2850	230/50/1	780	390	650	34

Belt Driven 9 bar



These 2 HP models have a maximum outlet pressure of 9 bar, are available in three tank sizes and include the following features:

- ON/OFF pressure switch
- Pressure reducer
- Handle, wheels and pad
- Plastic belt guard for protection and improved cooling.

TECHNICAL DATA														
TYPE														
			litre	bar	psi	l/min	cfm	HP			kW	rpm	V/Hz/Ph	
25BC2	1 B2800I	27	9	130	254	9	2	1,5	1500	230/50/1	820	355	655	41
50BC2	1 B2800I	50	9	130	254	9	2	1,5	1500	230/50/1	840	395	730	44
90BC2	1 B2800I	90	9	130	254	9	2	1,5	1500	230/50/1	970	490	850	56

Bluewind Pro








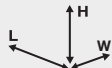

BLUEWIND PRO range has been designed to offer a direct driven solution to small but heavier duty requirements, while maintaining a compact design normal operating and service costs.

Coaxial 8 bar



These 2 HP and 8 bar models, are available in five tank sizes and include the following features:

- Aluminium block with large fins for improved cooling
- ON/OFF pressure switch
- Pressure reducer
- Carrying handle (6 litres), wheels and pad (10 to 90 litres).

TECHNICAL DATA															
TYPE															
		litre	bar	psi	l/min	cfm	HP	kW	rpm			V/Hz/Ph	L	W	
6DM2PRO	1 F 241	6	8	116	240	8,4	2	1,5	2850	230/50/1	440	460	450	19	
10DM2PRO	1 F 241	10	8	116	240	8,4	2	1,5	2850	230/50/1	380	355	640	19	
25DM2PRO	1 F 241	24	8	116	240	8,4	2	1,5	2850	230/50/1	585	280	585	22	
50DM2PRO	1 F 241	50	8	116	240	8,4	2	1,5	2850	230/50/1	780	390	660	32	
100DM2PRO	1 F 241	90	8	116	240	8,4	2	1,5	2850	230/50/1	970	455	800	43	








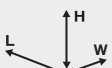

Coaxial 10 bar

These 3 HP and 10 bar models, are available in two variants and includes the following features:

- V design block
- ON/OFF pressure switch
- Pressure reducer with filter and direct outlet
- Carrying handle (6 litres), wheels and pad (2*11 litres).

2*11 model has been designed with inflatable wheels and extendible handle to ensure easy transport even outdoor. It includes a protecting frame and a anti-slippery tray to store tools.



TECHNICAL DATA															
TYPE															
		litre	bar	psi	l/min	cfm	HP	kW	rpm			V/Hz/Ph	L	W	
25DM3PRO	1 GV 34	24	10	145	340	12	3	2,2	1450	230/50/1	625	555	785	44	
2*11DM3PRO	1 GV 34	2*11	10	145	340	12	3	2,2	1450	230/50/1	810	625	615	56	

Stormy Pro

STORMY PRO is an evolution of our belt driven professional piston compressors that brings even more features, and efficiency to our product range.

Wheeled models 11 bar










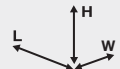

Available in a mix of:

- Four sizes from 2 to 5,5 HP
- Four tank sizes up to 200 litres tank
- Two types of electric supplies.

It includes following features:

- ON/OFF pressure switch for easy control
- Pressure reducer to adjust desired outlet pressure
- Handle and wheels (including jockey wheel) for easy transport
- Steel fan guard for protection
- Cast iron cylinders for improved cooling
- After cooler for reduced air temperature.

TECHNICAL DATA

TYPE														
			litre	bar	psi	l/min	cfm	HP			kW	rpm	V/Hz/Ph	
25C2MYPRO	1 NS11S	27	11	159	254	9	2	1,5	1250	230/50/1	805	355	630	43
25C2YPRO	1 NS11S	27	11	159	254	9	2	1,5	1250	400/50/3	805	355	630	43
50C2MYPRO	1 NS11S	50	11	159	254	9	2	1,5	1250	230/50/1	840	395	710	52
50C2YPRO	1 NS11S	50	11	159	254	9	2	1,5	1250	400/50/3	840	395	710	52
90C2MYPRO	1 NS11S	90	11	159	254	9	2	1,5	1250	230/50/1	970	485	835	63
90C2YPRO	1 NS11S	90	11	159	254	9	2	1,5	1250	400/50/3	970	485	835	63
90C3MYPRO	1 NS18S	90	11	159	387	13,7	3	2,2	1100	230/50/1	970	485	890	66
90C3YPRO	1 NS18S	90	11	159	387	13,7	3	2,2	1100	400/50/3	970	485	890	66
200C3MYPRO	1 NS18S	200	11	159	387	13,7	3	2,2	1100	230/50/1	1400	560	890	100
200C3YPRO	1 NS18S	200	11	159	387	13,7	3	2,2	1100	400/50/3	1400	560	890	100
200C4YPRO	2 NS29S	200	11	159	514	18,1	4	3	1400	400/50/3	1400	560	1000	112
200C5,5YPRO	2 NS39	200	11	159	653	23,1	5,5	4	1000	400/50/3	1425	560	1210	120

Other voltages available upon request

Stormy Pro

Stationary models 11 bar



Available in:

- Four sizes from 4 up to 10 HP
- Two sizes of vessel 270 and 500 litres (plus a 270 litres vertical variant)
- Star delta cubicle variant.

They include following features:








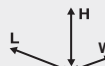

- Steel fan guard for protection
- Cast iron cylinders for improved cooling
- After cooler for reduced air temperature.

And starting 5,5 HP units:

- Silenced inlet filter
- Inter cooler between the two stages
- Low rotation speed.

A wheelset and handle kit is available as an option for horizontal 270 and 500 litres tank.

TECHNICAL DATA

TYPE														
			litre	bar	psi	l/min	cfm	HP			kW	rpm	V/Hz/Ph	
270F4YPRO	2 NS29S	270	11	159	514	18,1	4	3	1400	400/50/3	1490	500	995	117
270F4WPRO	2 NS29S	270V	11	159	514	18,1	4	3	1400	400/50/3	680	600	1740	135
270F5,5YPRO	2 NS39	270	11	159	653	23,1	5,5	4	1000	400/50/3	1490	500	1190	124
270F5,5WPRO	2 NS39	270V	11	159	653	23,1	5,5	4	1000	400/50/3	835	600	1950	150
500F5,5YPRO	2 NS39	500	11	159	653	23,1	5,5	4	1000	400/50/3	1940	600	1315	190
270F7WPRO	2 NS39	270V	11	159	827	29,2	7,5	5,5	1250	400/50/3	835	600	1950	197
500F7YPRO	2 NS39	500	11	159	827	29,2	7,5	5,5	1250	400/50/3	1940	600	1315	200
270F7,5WPRO	2 NS59S	270V	11	159	950	33,5	7,5	5,5	750	400/50/3	940	600	1985	212
500F7,5YPRO	2 NS59S	500	11	159	950	33,5	7,5	5,5	750	400/50/3	1940	600	1375	215
500F10YPRO	2 NS59S	500	11	159	1130	39,9	10	7,5	900	400/50/3	1940	600	1375	220

(*) Star delta models available from 5,5 HP (+15 kg)

270V = Vertical version

Other voltages available upon request

Stormy H Pro

High pressure stationary models 15 bar

Some applications like truck tyres inflation for instance require high pressure. Sometime more than 12 bar, are necessary due to pressure drop on the network. Our 15 bar STORMY H PRO will fulfill such requirement.



Available in:

- Four horse powers from 4 to 10 HP
- Two sizes of vessel 300 or 500 litres (plus a vertical 270 litres variant)
- Star delta cubicle variant.








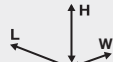

They include following features:

- Steel fan guard for protection
- Cast iron cylinders for improved cooling
- After cooler for reduced air temperature.

And starting from 5,5 HP units:

- Silenced inlet filter
- Inter cooler between the two stages
- Low rotation speed.

A wheelset and handle kit is available as an option for horizontal 300 and 500 litres tank.

TECHNICAL DATA														
TYPE														
		litre	bar psi	l/min cfm	HP kW	rpm	V/Hz/Ph	L W H	Kg					
300F4HYPRO	2 NS29S	300	15 218	367 13	4 3	1000	400/50/3	1640 500 995	170					
300F5,5HYPRO	2 NS39	300	15 218	522 18,4	5,5 4	800	400/50/3	1640 500 1195	185					
270F7,5HWPRO	2 NS39	270V	15 218	522 18,4	5,5 4	800	400/50/3	835 600 1950	180					
500F7HYPRO	2 NS39	500	15 218	570 20,1	7,5 5,5	1000	400/50/3	1940 600 1375	230					
500F7,5HYPRO	2 NS59S	500	15 218	760 26,8	7,5 5,5	600	400/50/3	1940 600 1375	245					
500F10HYPRO	2 NS59S	500	15 218	941 33,3	10 7,5	750	400/50/3	1940 600 1375	250					

(*) Star delta models available from 5,5 HP (+15 kg) except 270V models

270V = Vertical version

Other voltages available upon request



Silenced Compressor

Silenced piston compressors are the perfect choice for indoor installation.

Thanks to their low residual noise level, they can be installed near the workplace which reduces the length of pipeworks and related pressure drop.

Fonostop

- Vertical design for small footprint
- Easy access to components
- Oil sight glass visible through the canopy
- Low rotation speed for reliability
- Control panel with hourmeter and power switch



TECHNICAL DATA

TYPE															
			litre	bar	psi	l/min	cfm	HP				kW	rpm	V/Hz/Ph	
Z4	2K25	-	10	145	462	16,3	4	3	1120	400/50/3	64	815	520	915	100
Z5,5	2K25	-	10	145	577	20,4	5,5	4	1375	400/50/3	64	815	520	915	100
Z5,5YD	2K25	-	10	145	577	20,4	5,5	4	1375	400/50/3	64	815	520	915	100
Z7,5YD	2K30	-	10	145	701	24,7	7,5	5,5	965	400/50/3	64	880	590	1200	170
Z10YD	2K30	-	10	145	923	32,6	10	7,5	860	400/50/3	64	880	590	1200	170

Stormy Silent Pro

STORMY SILENT PRO range includes the same benefits as the STORMY PRO range, ensuring limited noise emission thanks to an insulating canopy that includes a control panel with hourmeter and enables easy service access.



Floor mounted



Floor mounted with tank inside (27L)



Stationary on tank



Stationary with dryer on tank



Stormy Silent Pro

Floor Mounted

Some installations are already fitted with an air vessel. In that case, a floor mounted unit can be the alternative.

TECHNICAL DATA																
TYPE																
		litre	bar	psi	l/min	cfm	HP	kW	rpm				V/Hz/Ph	dB(A)	L	
F4ZPRO	2 B4900	-	11	159	514	18,1	4	3	1450	400/50/3	68	820	635	795	143	
F5,5ZPRO	2 B5900	-	11	159	653	23,1	5,5	4	1370	400/50/3	68	820	635	795	150	
F7,5ZPRO	2 B6000	-	12	174	827	29,2	7,5	5,5	1400	400/50/3	68	1230	760	875	229	
F10ZPRO	2 B7000	-	12	174	1210	42,7	10	7,5	1300	400/50/3	68	1230	760	875	248	

Star delta model available from 5,5 HP (+6 kg)

Floor Mounted with Tank Inside

With less than 0,35 m², our units will provide compressed air and storage capability as well as ensuring a low noise level for easy installation.

TECHNICAL DATA																
TYPE																
		litre	bar	psi	l/min	cfm	HP	kW	rpm				V/Hz/Ph	dB(A)	L	
27F2MZPRO	1 B2800	27	8	116	254	9	2	1,5	1250	230/50/1	64	760	430	845	80	
27F2ZPRO	1 B2800	27	8	116	254	9	2	1,5	1250	400/50/3	64	760	430	845	80	
27F3MZPRO	1 B2800B	27	8	116	320	11,3	3	2,2	1570	230/50/1	65	760	430	845	81	
27F3ZPRO	1 B2800B	27	8	116	320	11,3	3	2,2	1570	400/50/3	65	760	430	845	81	

Stationary Models On Tank

User friendly model including air tank from 270 up to 500 litres for a footprint of 0,95 or 1,45 m², this unit offers you a workplace solution thanks to a low noise level.

TECHNICAL DATA																
TYPE																
		litre	bar	psi	l/min	cfm	HP	kW	rpm				V/Hz/Ph	dB(A)	L	
270F4ZPRO	2 B4900	270	11	159	514	18,1	4	3	1450	400/50/3	68	1470	635	1360	213	
270F5,5ZPRO	2 B5900	270	11	159	653	23,1	5,5	4	1370	400/50/3	68	1470	635	1360	220	
500F5,5ZPRO	2 B5900	500	11	159	653	23,1	5,5	4	1370	400/50/3	68	1900	635	1480	267	
500F7,5ZPRO	2 B6000	500	11	159	827	29,2	7,5	5,5	1400	400/50/3	68	1900	760	1520	369	
500F10ZPRO	2 B7000	500	11	159	1210	42,7	10	7,5	1300	400/50/3	68	1900	760	1520	388	

(*) Star delta models available from 5,5 HP (+6 kg)

- Wheelset and handle kit available as an option for 270 litres models

Stationary Models With Dryer On Tank

This model is a complete workplace air center including tank and selected fridge dryer of our range to insure production of dry compressed air with minimum footprint and low noise level.

All connections are done in factory for easy installation and reduced pressure drop.

TECHNICAL DATA																
TYPE																
		litre	bar	psi	l/min	cfm	HP	kW	rpm				V/Hz/Ph	dB(A)	L	
500F5,5ZDPRO	2 B5900	500	11	159	653	23,1	5,5	4	1370	400/50/3	68	1900	635	1480	297	
500F7,5ZDPRO	2 B6000	500	11	159	827	29,2	7,5	5,5	1400	400/50/3	68	1900	760	1520	399	
500F10ZDPRO	2 B7000	500	11	159	1210	42,7	10	7,5	1300	400/50/3	68	1900	760	1520	418	

(*) Star delta models available from 5,5 HP (+6 kg) - Dryer power supply: 230/50/1

All products MARK are designed and produced in conformity with current European directives.

98/37/CEE
MACHINERY DIRECTIVE

89/336/ CEE EMC
DIRECTIVE

73/23/ CEE
LOW TENSION DIR.

97/23/CEE
PED DIRECTIVE

87/404 - 90/488
93/68/CEE
SIMPLE PRESS. VESSELS DIR.


The manufacturer reserves the right to make any change to the products in order to improve.



According to



MARK



SOLD AT

Topp Trykluft A/S
DK-3550 Slangerup
DK-7400 Herning
Tel. +45 4733 7777

6999200130 ◆ TECHNÉ Media Agency

www.mark-compressors.com

www.topptrykluft.dk