

# Bluewind Pro

BLUEWIND PRO range has been designed to offer a direct driven solution to small but heavier duty requirements, while maintaining a compact design normal operating and service costs.








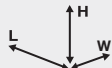

## Coaxial 8 bar



These 2 HP and 8 bar models, are available in five tank sizes and include the following features:

- Aluminium block with large fins for improved cooling
- ON/OFF pressure switch
- Pressure reducer
- Carrying handle (6 litres), wheels and pad (10 to 90 litres).

### TECHNICAL DATA

TYPE															
		litre	H	bar	psi	l/min	cfm	HP	kW			rpm	V/Hz/Ph	L	
6DM2PRO	1 F 241	6	H	8	116	240	8,4	2	1,5	2850	230/50/1	440	460	450	19
10DM2PRO	1 F 241	10	H	8	116	240	8,4	2	1,5	2850	230/50/1	380	355	640	19
25DM2PRO	1 F 241	24	H	8	116	240	8,4	2	1,5	2850	230/50/1	585	280	585	22
50DM2PRO	1 F 241	50	H	8	116	240	8,4	2	1,5	2850	230/50/1	780	390	660	32
100DM2PRO	1 F 241	90	H	8	116	240	8,4	2	1,5	2850	230/50/1	970	455	800	43

## Coaxial 10 bar








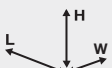

These 3 HP and 10 bar models, are available in two variants and includes the following features:

- V design block
- ON/OFF pressure switch
- Pressure reducer with filter and direct outlet
- Carrying handle (6 litres), wheels and pad (2\*11 litres).

2\*11 model has been designed with inflatable wheels and extendible handle to ensure easy transport even outdoor. It includes a protecting frame and a anti-slippery tray to store tools.



### TECHNICAL DATA

TYPE															
		litre	H	bar	psi	l/min	cfm	HP	kW			rpm	V/Hz/Ph	L	
25DM3PRO	1 GV 34	24	H	10	145	340	12	3	2,2	1450	230/50/1	625	555	785	44
2*11DM3PRO	1 GV 34	2*11	H	10	145	340	12	3	2,2	1450	230/50/1	810	625	615	56