

Stormy Pro

Stationary models 11 bar



Available in:

- Four sizes from 4 up to 10 HP
- Two sizes of vessel 270 and 500 litres (plus a 270 litres vertical variant)
- Star delta cubicle variant.

They include following features:








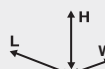

- Steel fan guard for protection
- Cast iron cylinders for improved cooling
- After cooler for reduced air temperature.

And starting 5,5 HP units:

- Silenced inlet filter
- Inter cooler between the two stages
- Low rotation speed.

A wheelset and handle kit is available as an option for horizontal 270 and 500 litres tank.

TECHNICAL DATA

TYPE														
			litre	bar	psi	l/min	cfm	HP			kW	rpm	V/Hz/Ph	
270F4YPRO	2 NS29S	270	11	159	514	18,1	4	3	1400	400/50/3	1490	500	995	117
270F4WPRO	2 NS29S	270V	11	159	514	18,1	4	3	1400	400/50/3	680	600	1740	135
270F5,5YPRO	2 NS39	270	11	159	653	23,1	5,5	4	1000	400/50/3	1490	500	1190	124
270F5,5WPRO	2 NS39	270V	11	159	653	23,1	5,5	4	1000	400/50/3	835	600	1950	150
500F5,5YPRO	2 NS39	500	11	159	653	23,1	5,5	4	1000	400/50/3	1940	600	1315	190
270F7WPRO	2 NS39	270V	11	159	827	29,2	7,5	5,5	1250	400/50/3	835	600	1950	197
500F7YPRO	2 NS39	500	11	159	827	29,2	7,5	5,5	1250	400/50/3	1940	600	1315	200
270F7,5WPRO	2 NS59S	270V	11	159	950	33,5	7,5	5,5	750	400/50/3	940	600	1985	212
500F7,5YPRO	2 NS59S	500	11	159	950	33,5	7,5	5,5	750	400/50/3	1940	600	1375	215
500F10YPRO	2 NS59S	500	11	159	1130	39,9	10	7,5	900	400/50/3	1940	600	1375	220

(*) Star delta models available from 5,5 HP (+15 kg)

270V = Vertical version

Other voltages available upon request