



Rotary Screw Compressor
MSM MINI 2,2 - 3 - 4 - 5,5 kW

T E C H N O L O G Y Y O U C A N T R U S T

The MSM Mini Range

MINI 2,2 - 3 - 4 - 5,5 kW

A solution to satisfy all needs



Base Mounted Version

Especially recommended for installations near the place of use or the expansion of existing systems.

The electrocompressor's main components are: air suction filter, compressor, electric motor, oil filter and cooler, air cooling system, electrical panel for power-on and adjustment, support base and elegant sound-proof casing.

Tank Mounted Version

Particularly recommended for new or stand-alone installations where there is a need for compressed air with a low noise level.

The unit consists of an electrocompressor on a fixed, 200-litre tank.



Versione Dry

Especially recommended for installations with compressed air demand with a low dew point.

The compression unit is made up of electrocompressor, tank and refrigerating dryer with gas R134a with indicator of the Dew Point and timed condensate drain.

Reliability

MARK has been producing compressed air since 1970

It is a compressor constructed with components that have been tested for years in many industrial plants.

- A high-efficiency screw assembly.
- top brand-name components.
- high-tech assembling.
- industrial compressor know-how.
- the MSM MINI compressor's reliability is the result of decades of experience in the production and treatment of compressed air.



MSM MINI comes standard with a magneto-thermal circuit-breaker main switch that protects both the machine and the power line.

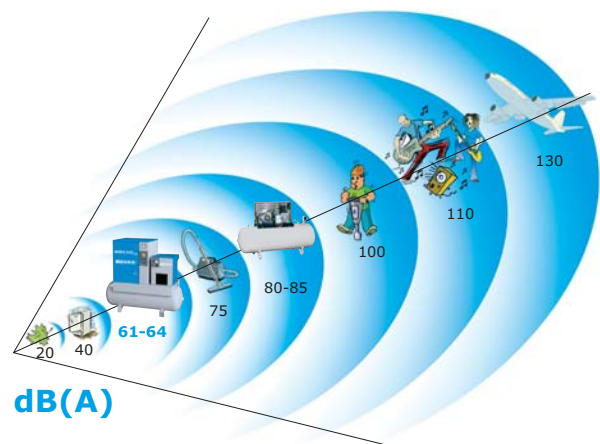
All machine parts are protected against any anomaly and nothing is allowed to irreparably damage any component or the machine.

The strict observance of safety and environmental hygiene regulations during the design phase and the high degree of efficiency of our assembly lines are our guarantee.



Maxi low noise level

Given the type of user, the noise pollution produced by small-power compressors was never given the proper attention until now but with MSM MINI, the problem has been eliminated.



Smart condensate drain

Advantages

- Draining only water and NOT compressed air = Energy savings
- Quiet, no acoustic impact = Respect for the environment

Technology

Screw Compressor

A small-power machine with big-compressor components:

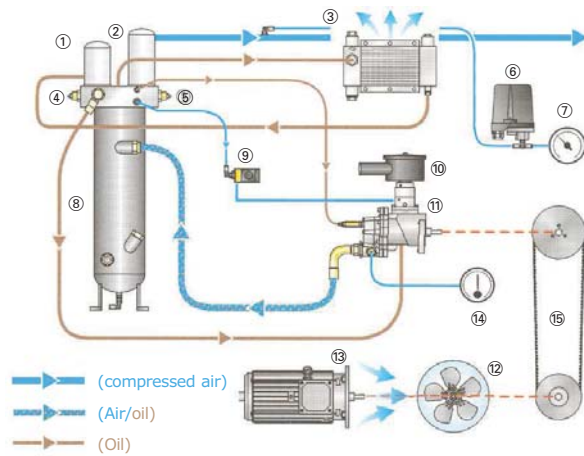
- a high-efficiency screw unit for compressing air without metal parts touching;
- an efficient cooling system;
- dry air in the DRY version with dryer;
- completely automatic operation for an industrial service;
- a complete compression unit ready to use.



Adjustment

A new adjustment concept, created by combining the advantages of a piston compressor with those of a screw compressor.

Simple and complete instrumentation for correctly using and operating the compressor.



- | | |
|------------------------------|--------------------------------|
| 1 - Oil filter | 9 - Air suction solenoid valve |
| 2 - Air-oil separator filter | 10 - Air suction air filter |
| 3 - Oil cooler | 11 - Screw compressor |
| 4 - Thermostatic valve | 12 - Fan |
| 5 - Safety valve | 13 - Electric motor |
| 6 - Pressure switch | 14 - Thermometer/Thermostat |
| 7 - Pressure gauge | 15 - Transmission unit |
| 8 - Oil reservoir | |

Dry air

The MSM mini with MDX dryer is the winning solution for specific uses that require condensate-free air:

- supplies condensed air without condensate;
- safeguards the operation of the equipment;
- improves the quality of the final product;
- requires less space for installation;
- cancels the cost of installing the dryer;
- respects the environment with the use of ecological gas.



Why choose MSM MINI

TWO TECHNOLOGIES COMPARED



yesterday's



PISTON COMPRESSORS



today's



SCREW COMPRESSORS

70 - 75% of the intake air

Air yield

95% of the intake air
More air with lower energy costs

Greater than 80 dB(A)

Sound level

MINI da 61 a 64 dB(A)
Almost as low as a household appliance

For intermittent use

Operation

Also for continuous use
An industrial technology

High content of residual
oil and humidity

Air quality

Low oil content and dry air in the
version with dryer
Cleaner air for better production

Alternating and pulsing

Compression

Continuous and constant
Uniform pressure in line for better
functioning utilities

High

Vibrations

Absent
More reliable components

From 7 to 10 times nominal
value

Starting current






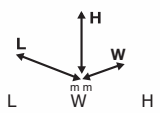



From 3 to 5 times nominal
value in the star/delta version
Lower energy consumption at start-up

Thermal circuit breaker

Protezioni standard

Magneto-thermal circuit breaker
Greater operator safety

Technological evolution, the ever greater needs of increasingly sophisticated users and respect for the environment are just three of the many reasons behind the MSM Mini's design
the small screw compressor with big compressor performance

TECHNICAL DATA (IN COMPLIANCE WITH ISO 1217 AND CAGI PNEUROP)															
Type	 bar psi		 HP kW		 m ³ /1' m ³ /h cfm			 dB (A)	 V/hz/Ph	 L W H			 litres	 gas	 Kg
Base Mounted Compressor															
MSM 2,2 B* MINI	10	145	3	2,2	0,240	14,4	8,5	61	400/50/3	620	605	950	-	3/4"	99
MSM 3 B MINI	10	145	4	3	0,320	19,2	11,3	61	400/50/3	620	605	950	-	3/4"	103
MSM 4 B MINI	10	145	5,5	4	0,470	28,2	16,6	62	400/50/3	620	605	950	-	3/4"	105
MSM 4 BX MINI	10	145	5,5	4	0,470	28,2	16,6	62	400/50/3	620	605	950	-	3/4"	105
MSM 5,5 BX MINI	10	145	7,5	5,5	0,600	36,0	21,2	64	400/50/3	620	605	950	-	3/4"	110
Tank Mounted Compressor															
MSM 2,2* MINI	10	145	3	2,2	0,240	14,4	8,5	61	400/50/3	1420	575	1255	200	1/2"	155
MSM 3 MINI	10	145	4	3	0,320	19,2	11,3	61	400/50/3	1420	575	1255	200	1/2"	157
MSM 4 MINI	10	145	5,5	4	0,470	28,2	16,6	62	400/50/3	1420	575	1255	200	1/2"	159
MSM 4 X MINI	10	145	5,5	4	0,470	28,2	16,6	62	400/50/3	1420	575	1255	200	1/2"	159
MSM 5,5 X MINI	10	145	7,5	5,5	0,600	36,0	21,2	64	400/50/3	1420	575	1255	200	1/2"	164
Dry Version Compressor - Tank - Dryer															
MSM 2,2 D* MINI	10	145	3	2,2	0,240	14,4	8,5	61	400/50/3	1420	575	1255	200	1/2"	187
MSM 3 D MINI	10	145	4	3	0,320	19,2	11,3	61	400/50/3	1420	575	1255	200	1/2"	191
MSM 4 D MINI	10	145	5,5	4	0,470	28,2	16,6	62	400/50/3	1420	575	1255	200	1/2"	193
MSM 4 DX MINI	10	145	5,5	4	0,470	28,2	16,6	62	400/50/3	1420	575	1255	200	1/2"	193
MSM 5,5 DX MINI	10	145	7,5	5,5	0,600	36,0	21,2	64	400/50/3	1420	575	1255	200	1/2"	198

B = Base mounted X = Star triangle D = Dry with dryer

Standard Version:

- Direct start-up for 2,2 and 3 kW - direct or star/delta for 4 kW - star/delta for 5.5 kW.
- Electric motor with IP 55.
- Magneto-thermal mains circuit breaker.
- First oil charge.
- * Also available in 230 Volt/50 Hz, single-phase.
- Also available with different voltages.



The company reserves the right to make any changes from the point of view of continuous product improvement.



According to



ON SALE AT
 Topp Trykluft A/S
 DK-3550 Slangerup
 Tel. +45 4733 7777
 www.topptrykluft.dk